HOME SAFETY COUNCIL™

A safe home is in your hands.

Fire Safety Checklist

>> Step-by-Step Family Fire Escape Plan >> Step-by-Step Fire Drill

Have Smoke Alarms that Work

Have smoke alarms on every level of your home.



Make sure a smoke alarm is inside or near every bedroom.

Test each smoke alarm every month. Push the test button until you hear a loud noise.

Put new batteries in your smoke alarms at least one time each year.

If your smoke alarms are more than 10 years old, get new smoke alarms.

Fire Safety Checklist

Can everyone wake up?

Young children might sleep through the sound of the smoke alarm.

Be prepared for a family member to wake children for fire drills and in a real emergency.

Plan your escape from fire



Know how to get out fast if there is a fire.

Find two ways out of every room – the door and maybe the window.

You might need an escape ladder to get out of upstairs bedroom windows.

Children and older people will need help escaping a fire. Plan for this.



Know who needs help and pick someone to help them.



Make sure windows and doors open easily.

Make sure everyone can reach and open locks on doors and windows.

Make sure stairs and doorways are never blocked.

If you have security bars on doors and windows, have a “quick-release” latch. This makes it easy to get outside in an emergency.

Make sure everyone in your family knows how to use the latch.

Look for things that could slow down your escape. Move or fix them.

Have a home fire drill

Push the test button on the smoke alarm so your family knows the sound.

Practice your plan two times a year with your family.

Practice when everyone else is asleep at least once.

Have a place to meet in front of your home.

Know how you call for help

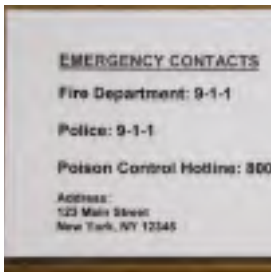

Know the Fire Department emergency number. In most towns the number to call is 9-1-1.

If there is a fire, get out first, and go to your family meeting place. Then call the Fire Department.

Use a portable phone or a neighbor's phone.

Get out and stay out. Never go back inside a burning building.